







Bake sale checklist

Here's a few tips to get started, tick them off and get your bake on!

-  Make sure you've chosen a date for your bake
-  Invite your friends, family, colleagues to your bake, you can download an invite [here](#).
-  Choose a theme – we've got some bunting and cake toppers you're welcome to use to get you started [here](#).
-  Ask friends, family or colleagues to support your bake and help you on the day. Many hands make light work!
-  Start thinking about what you'd like to do at your event; create a most imaginative bake competition (just like ours!) and invite your friends to bring a plate with their creations to share.
-  Choose how you'll raise some dough at the event. A raffle, a sweet sale, a bake off? Now's the perfect time to plan the extra touches that help boost your fundraising. Did you know that your authority to fundraise means that you can even ask for support from local business to support your bake!